

HONG KONG 2017 WASTE STATISTICS

At a Glance

Municipal Solid Waste (MSW)



32%

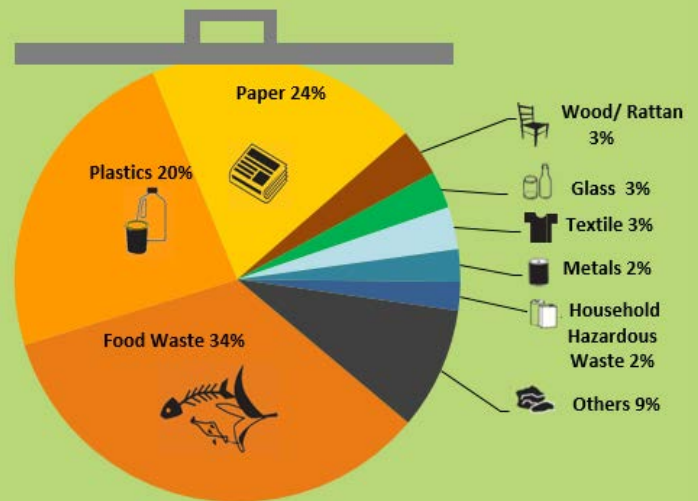
Recovered for Recycling

68%

**Disposed of at landfills
at a rate of 1.45Kg/day per
capita**



Composition of MSW Disposed of at Landfills

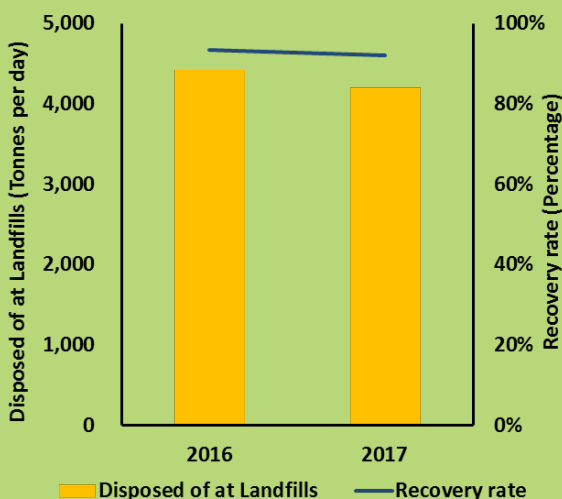


Total disposal quantity: 10,733 tonnes per day

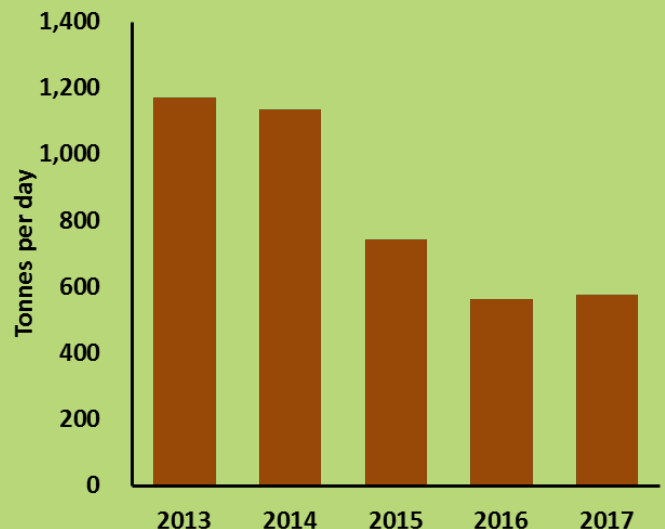
Note: Others include bulky items and other putrescible/miscellaneous materials.

Overall Construction Waste Disposed of at Landfills

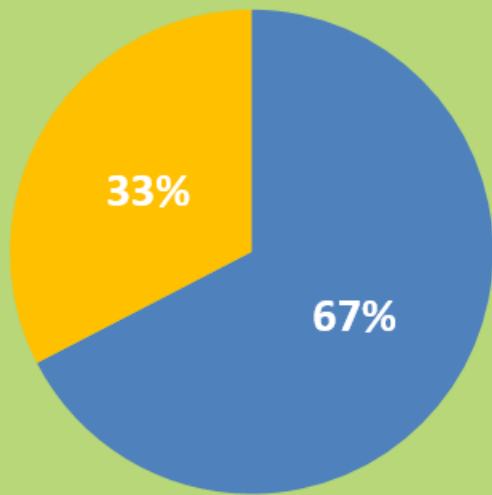
**Reduced by 5% Year-on-Year, and
Recovery Rate Remained above 90%**



Special Waste Disposed of at Landfills Reduced by 51% as Compared to 2013

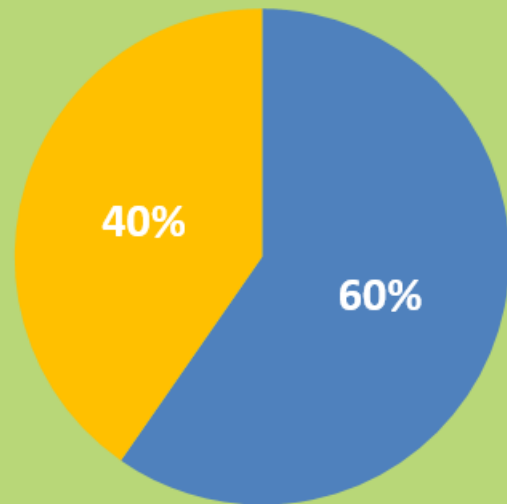


Source of MSW Disposed of at Landfills



■ Domestic ■ Commercial & Industrial

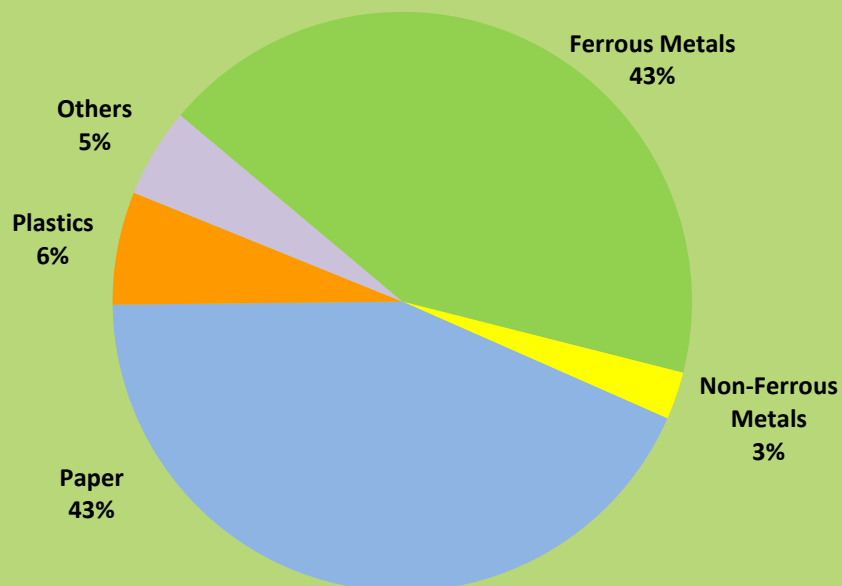
2008



■ Domestic ■ Commercial & Industrial

2017

Recyclables Recovered from MSW in 2017



Total quantity: 1.83 million tonnes (0.68Kg/ day per capita)

Note: Others include glass, wood, rubber tyres, textiles, food waste, and electrical and electronic equipment.