

HONG KONG 2016 WASTE STATISTICS

At a Glance

Municipal Solid Waste (MSW)



34%

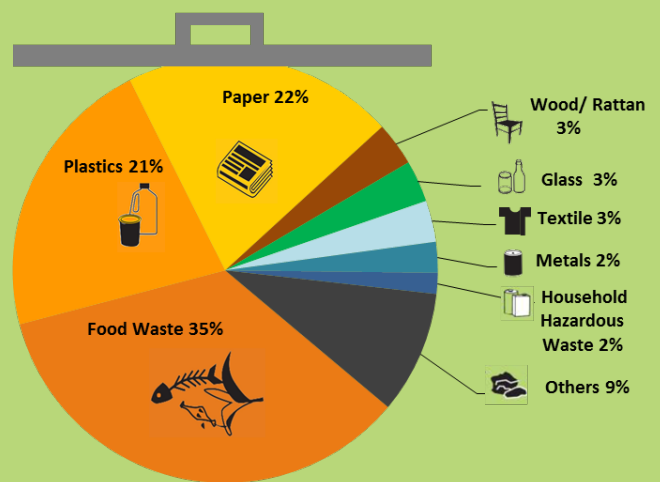
Recovered for Recycling

66%

**Disposed of at landfills
at a rate of 1.41Kg/day per
capita**



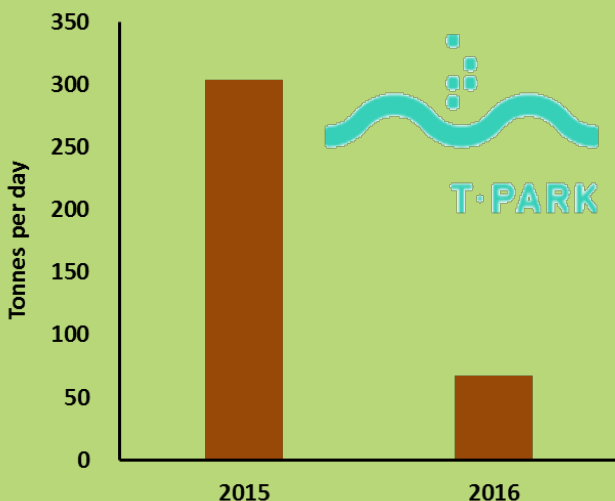
Composition of MSW Disposed of at Landfills



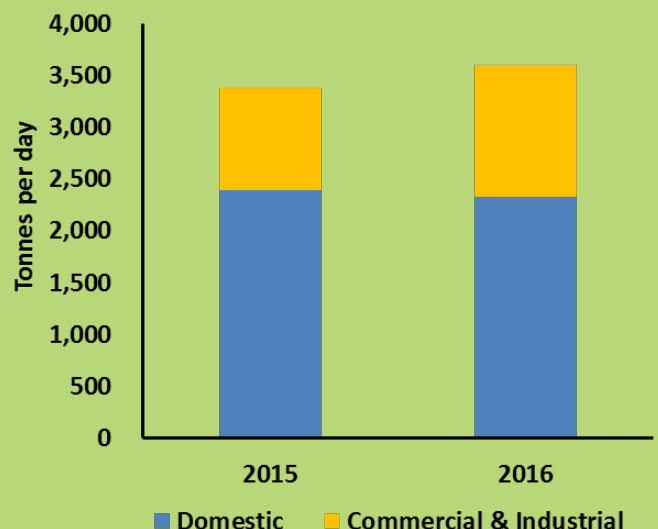
Total disposal quantity: 10,345 tonnes per day

Note: Others include bulky items and other putrescible/miscellaneous materials.

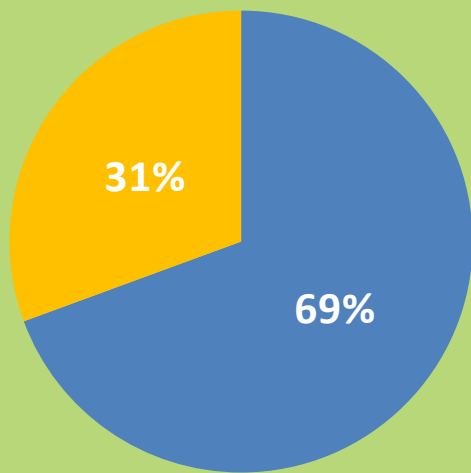
Dewatered Sewage Sludge Disposed of at Landfills Reduced by 78%



Reduction in Domestic Food Waste Disposal More Than Offset by Increase in C&I Food Waste Disposal

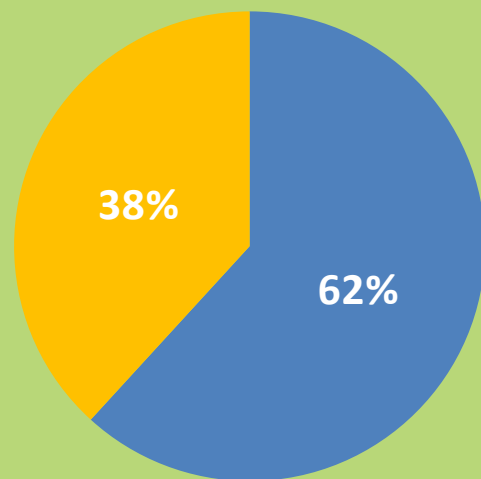


Source of MSW Disposed of at Landfills



■ Domestic ■ Commercial & Industrial

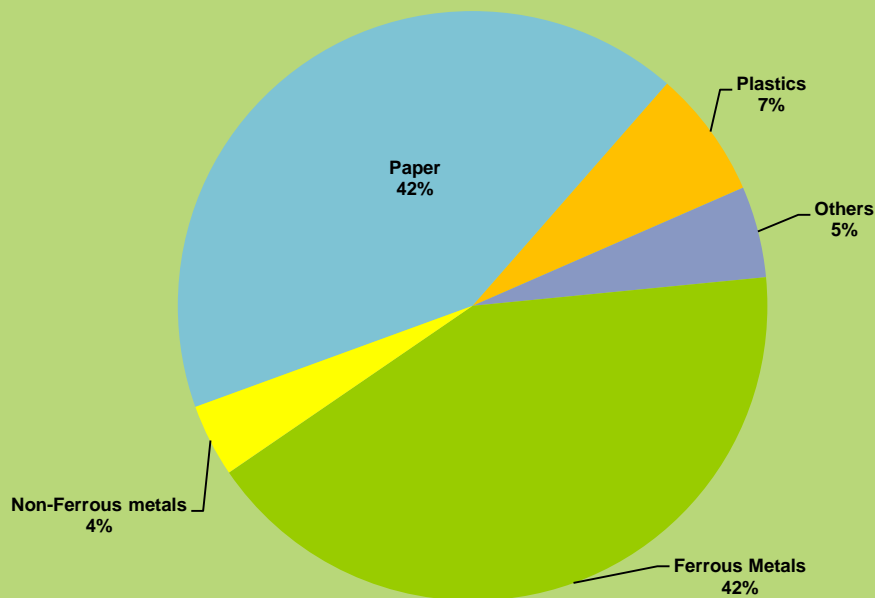
2007



■ Domestic ■ Commercial & Industrial

2016

Recovered Recyclable Materials in 2016



Total quantity: 1.91 million tonnes (0.71Kg/ day per capita)

Note: Others include glass, wood, rubber tyres, textiles, food waste, and electrical and electronic equipment.